

Review of

EU England

Created by ORBX Systems

The EU England by ORBX is the first of hopefully several European regions. This FTX region is created with the same level of detailing as you know it from ORBXs NA and NZ regions. All default FSX airports have been given an upgrade to the standards of ORBX and now features a more accurate and detailed layout than the default versions.

This region covers the entire England, which is a major size scenery and contains several scenic points of interest as the entire city of London, the famous cliffs of Dover and many more. The complete region is handcrafted down to even the smallest details and the textures used are indeed of the very high quality. In this scenery you will furthermore find several new and detailed scenery objects and you will also discover a general upgrade to roads and trees etc.

This region package also contains all the seasons and hereby covers the complete year from spring time to winter. As extra ORBX also included an extra season – a hard winter season which really provides the simmer with the extra touch when wanting to try out his/hers skills under these conditions. The package of course also features the famous ORBX 3D night lighting.



I received this FTX region directly from ORBX and the download went as usual very easy and quickly. The connection speed to the download server was good, but since this is a rather huge file of 3,3 Gb as a zip file, the download did take quite some time.

The installation also went perfectly – I have discovered that when installing products from ORBX then the installation process is very simple. Just activate the installation wizard and that will take care of everything. This way I am sure that the product will be installed correctly and I don't even have to do anything manually.




When installing this FTX region there is also automatically installed the FTX central where you can control the activation of the different regions within FSX or P3D. This FTX region is created to both FSX and P3D so with this product you actually gain two versions with the cost of one. You also get the FTX day vs. night lighting control panels.



In the FTX Central you can activate which regions you want, or deactivate if you would rather use a default region. In the picture here above I have activated the NA region and is about to activate the Europe also.

After the installation was completed I opened up my FSX and setup a flight from London City Airport. I have used the default London City various times so I know the default London scenery very well, but what I now saw was very much different.

I am truly amazed by the level of details that I now see is covering London – Every single building has received a tremendous facelift and the city is now very realistic. I think I toured the city for more than an hour or so, just to see all the details. I am positive that I have not discovered all details yet because there are just so many and it is really done with a superb precision and simply said, “eye candy” quality.



The following flights was in various aircrafts as the General Dynamics F-111 Aardvark for high speed scenery touring and the Cessna C-172 for low and slow cruise to simply just enjoy all these very beautiful scenery details.

No matter if I chose the high speed or the low speed aircraft I still got an amazing experience of a very realistic scenery and the best part is that the scenery is so huge that it just continues. This is one of the very best and most realistic scenery landscapes that I have seen for any flight simulator and I was completely stunned every time I got airborne.

When I toured the scenery in the Cessna C-172, time just flew by. I had just created a flight from a smaller airfield near Nottingham and the first time I looked at the clock after take-off, I had already flown for more than 1½ hours. The scenery is just so amazing that I could not focus on time or where I was flying – I just kept on finding new details and setting a course towards a new part of the

scenery that was looking interesting. This is indeed an excellent FTX region and I am very sure that many people have been waiting on this. Since I am from Denmark I am of course now just hoping that ORBX would create a Denmark FTX region also – that could for me be awesome.

I could write 100 pages just trying to explain how awesome and realistic this FTX region really is, but I would still not be able to explain it good enough, so I have here included some of the ORBX pictures – the pictures speaks for themselves.



In regards of the computer power needed to run this region optimal I actually got a bit surprised. It seems that this FTX region did not impact my computers performance at all – I kept all settings that I had = high and ultra high FSX settings and there were absolutely no loss of frame rates or any

flickering / picture refresh delay. I use an Intel I7-2600K quad core processor 3,4GHz (turbo 3,8GHz), the NVidia GeForce GTX580 and 8Gb Kingston HyperX DDR3-1600.

My conclusion for this FTX region is – a perfect FTX region filled with extremely many details of a very high quality, pure eye candy for the demanding simmer and simply a region that is a must have. The EU England is very realistic and created beautifully and in accordance with the English nature. When flying in this FTX region it is very easy to see that there is really put in a lot of time and effort to create the most realistic region of all times, and ORBX has done it perfectly.

I rate this FTX region from ORBX with no less than 5/5-stars and thank ORBX for contributing to the flightsim community with this excellent region. This is indeed an extra ordinary excellent product and therefore I also award the FTX region with the Rays Aviation Gold Award.

Rays Aviation



